




26"-30" Cylindrical Decks



28"-32" Disk Decks

Unleash Your Full Cleaning Potential
Phone: 262-833-4025 Toll Free: 855-965-0011 www.kodiakequip.com



Full Range Handmade In Wisconsin, USA

SPECS



K42

Simplify your cleaning routine with the K42, where size meets strength, and maneuverability meets industrial-grade cleaning power.

- Up to 176,000 sqft Per Charge
- 40 / 42 Gallons
- 26 - 32 inch decks

Applications

- Fabrication Shops
- Auto-Truck Dealers
- Machine Shops

Disk Scrub Path: 28 & 32 in
71 & 81 cm

Cylindrical: 26 & 30 in
66 & 76 cm

Dimensions (L×W×H): 67" x 37" x 60" in*
170 x 91 x 152 cm*

Solution Tank: 40 Gal
151 L

Recovery Tank: 42 Gal
159 L


Demisting Chamber: 1.25 Gal
4 L

Run Time: Up to 4 Hours*
*Based on continuous scrubbing run times, standard batteries, low down pressure and all options off.

Theoretical Coverage: 44,000 sqft/hr*
4,087 sqm/hr*


Practical Coverage: 20,500 sqft/hr*
1,904 sqm/hr*

SCRUB DECKS



Disk


- Brush / Pad Selection
- Lowest Maintenance Cost
- Improved Cleaning on Irregular Floors
- Brushes Individually Driven for Unmatched Performance



Cylindrical

- Eliminates Dust Mopping
- Scrub & Sweep Simultaneously
- Superior Tile & Grout Cleaning
- Excellent on Rubber Surfaces
- Great for Warehouse Debris

More compact than mid sized walk behinds



OPTIONS




Vac Wand & Spray Jet
Effortlessly pre-soak floors and rinse out recovery tanks without leaving the machine.



Lights
Designed to increase visibility during operation in low-light conditions. Strobe, Blue light, and dual LED headlights.



WET / AGM Battery Options
Choose between a variety of battery options for optimal run and charge times based on the application and needs.

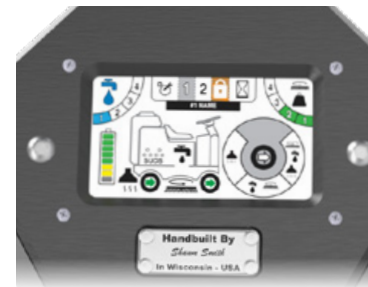


Squeegee Blade Variations
Different applications require different squeegee material to get the job done.

- NanoRade® / Standard
- Urethane / Oil Resistance
- Linatex® / Wear & Tear



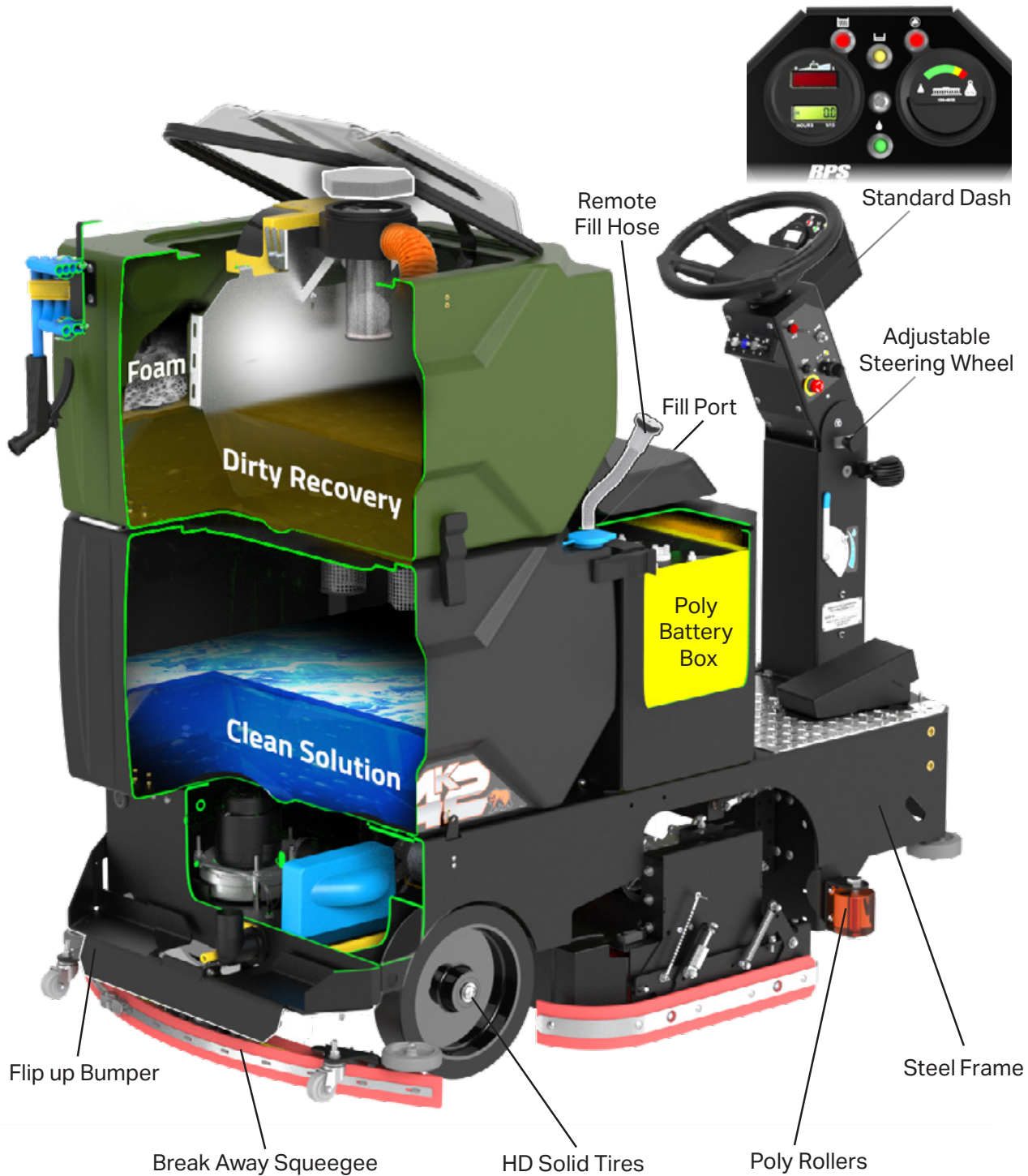
- ① Nylon: White / Light - Soft
- ② Tampico: Tan / Soft
- ③* Polypropylene: Black / Medium - Light
- ④ Light Grit: Grey / Medium
- ⑤ Midi Grit: Blue / Rough
- ⑥* Tough Grit: Black / Very Rough
- ⑦* Tufted Pad Driver: Red / Variety Pads



Optional Touch Screen

- Three Customizable Applications
- Manager Lockouts
- Four Hour Meters
- Four Auto Sensing Scrub Pressure Settings
- Five Water Settings

Images may include options that are not included standard




Warehouse



Our cylindrical scrubbers are sought-after in warehouses and distribution centers for their efficiency while sweeping up small items and scrubbing dusty floors in a single pass.

Food & Beverage



Our scrubber designs, featuring hand tools for off-aisle cleaning and easy-disposal clean-out ports, meet the high cleanliness standards of the food and beverage production and distribution industry.

Manufacturing



We provide equipment that manages the cleaning needs arising from the processing of various materials like steel, plastics and wood. As a large manufacturer we understand the unique requirements of production companies.

Images may include options that are not included standard

Our Family's American Dream

RPS has been family owned from its inception in 1986, and proudly builds in Wisconsin (USA). The company has grown over the last 35-years with a strong group of executives including the 2nd generation of family owners who started in the shop as youngsters.

Authorized Distributor



Assembled By Hand

Our American workforce hand-builds each machine with components sourced almost 90% from American suppliers. We routinely pay more for these domestically supplied components required to build a superior product. All design, prototyping, production and testing is done in-house where we can best control quality.



Steel Fabrication

We produce heavy duty equipment and require a good amount of thick steel in the construction. We use a combination of Stainless 304 (Austenitic 18/8) and mild steel with e-coating + powder paint for corrosion resistance. Steel fabrication is done in-house or from local suppliers with specialty equipment.



Rotational Molding

Complex shapes that allow for our tank designs are best achieved with in-house equipment. We own multiple dual station rotational molding machines that allow us to produce finished parts from raw plastic. Producing consistently higher quality parts, and respond quickly to sales spikes.



Product Design

Our team has designed and engineered over 100 unique machines. Each new generation of machines evolve from prior designs to retain the strengths and correct any weakness. From the first pencil sketch we focus on durability, serviceability, performance, productivity, specifications, and value.